



## The effectiveness of methanotrophic bacteria and *Ochrobactrum anthropi* to reduce CH<sub>4</sub> and N<sub>2</sub>O emissions and to promote paddy growth in lowland paddy fields

Dalia Sukmawati<sup>1</sup>, Iman Rusmana<sup>2\*</sup>, Nisa Rachmania Mubarik<sup>3</sup>

<sup>1</sup>Graduate School, Department of Biology, Bogor Agricultural University, Indonesia.

<sup>2,3</sup>Department of Biology, Faculty of Mathematics and Natural Sciences, Bogor Agricultural University, Dramaga, Bogor, 16680, West Java, Indonesia.

Email: [irusmana@ipb.ac.id](mailto:irusmana@ipb.ac.id)

Received 19 January 2015; Received in revised form 18 June 2015; Accepted 18 June 2015

### ABSTRACT

**Aims:** Paddy field is one of the sources of greenhouse gasses such as methane (CH<sub>4</sub>) and nitrous oxide (N<sub>2</sub>O), which causes global warming and other negative effects in agricultural sector. An alternative to optimize paddy productivity and reduce emissions of CH<sub>4</sub> and N<sub>2</sub>O is by using methanotrophic bacteria and *Ochrobactrum anthropi* BL2.

**Methodology and results:** This study consisted of two parts, i.e. positive control and experimental treatments. Positive control consisted of 250 kg/ha NPK inorganic fertilizer NPK (15:15:15) (100% of the recommended normal dose) without any methanotrophic bacteria. Meanwhile the experimental treatment consisted of 50 kg/ha inorganic fertilizers NPK (20% of the recommended normal dose) with methanotrophic bacteria (*Methylocystis rosea* BGM 1, *M. parvus* BGM 3, *Methylococcus capsulatus* BGM 9, *Methylobacter* sp. SKM 14) and N<sub>2</sub>O reducing bacteria (*Ochrobactrum anthropi* BL2). Using weight indicator of 1000 grams, all the bacteria are capable of increasing paddy productivity by 42.07%, compared to conventional method which can only increase the productivity by 2.51% (Cepy and Wangiyana, 2011). The increasing productivity and growth of paddy plants were due to the nitrogen fixation activity of *M. rosea* BGM 1, *M. capsulatus* BGM 9, and *Methylobacter* sp. SKM 14. In the experimental treatment using bacteria, the emission of CH<sub>4</sub> and N<sub>2</sub>O was reduced with the highest CH<sub>4</sub> and N<sub>2</sub>O sinks of 24018.8 mol CH<sub>4</sub>/day/ha and 68.48 mol N<sub>2</sub>O/day/ha, respectively. However, the positive control treatment with 100% of the recommended fertilizer dose showed the highest CH<sub>4</sub> and N<sub>2</sub>O emissions which were up to 74346.45 mol CH<sub>4</sub>/day/ha and 26.21 mol N<sub>2</sub>O/day/ha, respectively.

**Conclusion, significance and impact study:** All the methanotrophic bacteria and *O. anthropi* BL2 are significantly increase paddy production, compared to positive control treatment. The addition of bacteria in paddy fields results in CH<sub>4</sub> and N<sub>2</sub>O sinks.

**Keywords:** Methanotrophs, *Ochrobactrum anthropi*, CH<sub>4</sub> emission, N<sub>2</sub>O emission, paddy field

### INTRODUCTION

Rice is one of the most important basic needs in Asian countries, especially in Indonesia. To fulfill the demand on rice, it is essential to increase paddy productivity using various methods such as applying fertilizer, improving irrigation system, and controlling pesticide use. Intensive pesticide use can bring about negative effect to environment because either it can restrict soil microbial community or can lead to genetic mutation to soil microbes. Inorganic fertilizers will increase greenhouse gas emission as the cause of global warming and climate change which can directly affect agricultural sectors (Arth and Frenzel, 2000).

Concentration of greenhouse gases such as carbon dioxide (CO<sub>2</sub>), methane (CH<sub>4</sub>), and nitrous oxide (N<sub>2</sub>O) is continuously increasing in the atmosphere. CH<sub>4</sub> is potential to cause global warming 26 times higher than

that of CO<sub>2</sub> while nitrous oxide gas 298 times higher than that of CO<sub>2</sub> (IPCC, 2007; Millar *et al.*, 2010).

The oxidation of CH<sub>4</sub> by methanotrophic bacteria and the reduction of N<sub>2</sub>O by *Ochrobactrum anthropi* BL2 are potentially good methods to reduce CH<sub>4</sub> and N<sub>2</sub>O emissions from paddy fields. There are four methanotrophic bacterial isolates, i.e. BGM 1, BGM 3, BGM 9, and SKM 14 which are highly capable of oxidizing CH<sub>4</sub> (Hapsari, 2008). Astuti (2009) identified the isolates as *Methylocystis rosea*, *M. parvus*, *Methylococcus capsulatus* and *Methylobacter* sp., while *O. anthropi* BL2 is a denitrifying bacterial species which is potential to reduce N<sub>2</sub>O emission. The species was isolated from paddy fields in Tangerang, Banten, Indonesia by Setyaningsih *et al.* (2010). Based on the study, it is known that *O. anthropi* BL2 is capable of reducing N<sub>2</sub>O up to 5.41 µmol/mL (Setyaningsih *et al.*, 2010).

\*Corresponding author

Methanotrophic bacteria and *O. anthropi* BL2 were tested as methane oxidizing agent and N<sub>2</sub>O reducing agent, respectively, in a green house (Muttakin, 2012) and in high land paddy field (Pingak *et al.*, 2014; Sutanto *et al.*, 2014). The application of the bacteria in field is capable of reducing CH<sub>4</sub> up to 20% (Pingak *et al.*, 2014; Sutanto *et al.*, 2014). *Methylococcus capsulatus* BGM 9 and *Methylobacter* sp. SKM 14 are not only capable of oxidizing methane, but also capable of fixing N<sub>2</sub> because of their nitrogenase activity (Maisaroh, 2009).

The growth of paddy plant with biofertilizer and 200 kg/ha NPK fertilizers (14.2%) was better than control which was with 300 kg/ha NPK fertilizers (Hadiana *et al.*, 2014). *Methylococcus capsulatus* BGM 9 and *Methylobacter* sp. SKM 14 are also capable of degrading organochlorine pesticides in paddy field (Nurhasanah, 2009). Therefore, this study determined the effectiveness of *O. anthropi* BL2 as reducing agent of N<sub>2</sub>O, while methanotrophic bacteria as methane oxidizing and paddy growth-promoting agents in lowland paddy field.

## MATERIALS AND METHODS

### Culturing bacterial isolates

Methanotrophic bacterial isolates, i.e. *M. rosea* BGM 1, *M. parvus* BGM 3, *M. capsulatus* BGM 9, and *Methylobacter* sp. SKM 14 were cultured in Nitrate Mineral Salts (NMS) media with the addition of 1% methanol prior to incubation at room temperature for 7 days, while *O. anthropi* BL2 was cultured in denitrification media prior to incubation at room temperature for 3 days. All bacterial cultures should reach minimum cell density of  $1 \times 10^6$  cell/mL.

### Seedling preparation

Seeds of paddy variety IR64 were germinated for 24 h in the dark because by doing so auxin hormone can promote the germination faster, in condition to 50-60% humidity, for 24 h (Weerakoon *et al.*, 2008), prior to being sowed in the field for 20 days to make the seedlings grow and ready for further planting.

### Planting and the measurement of plant growth parameters and gas fluxes

The study was conducted in 1000 m<sup>2</sup> paddy field in two treatments, i.e. positive control (T1) and bacterial application (T2). Positive control treatment used 100% of the recommended dose of inorganic NPK fertilizer (250 kg/ha) (15:15:15) (Permentan, 2007), while inorganic NPK fertilizer was given on day after planting (DAP) 21. T2 used bacterial soaking treatments (1.5 L *M. rosea* BGM 1, 2.5 L *M. parvus* BGM 3, 3.5 L *M. capsulatus* BGM 9, 3 L *Methylobacter* sp. SKM 14 and 3.5 L *O. anthropi* BL2) for 15-30 min prior to planting and 20% of the recommended dose of inorganic NPK fertilizers (50 kg/ha) (15:15:15) was given on DAP 21. Each bacterial culture should cell culture density minimum of  $1 \times 10^6$  cell/mL. For T1 and T2,

inorganic NPK fertilizer was given only once until reaching harvest period. The treated seedlings were planted with distance of 25 cm<sup>2</sup>. Each T1 and T2 used one paddy terrace and 10 paddy clump of each were obtained by random sampling. Experimental design was counted manually.

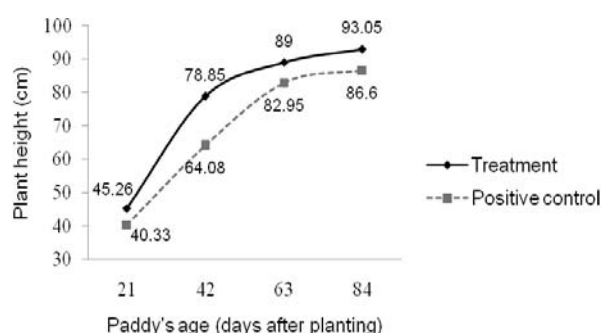
Paddy growth was observed at DAP 21, 42, 63, and 84. Observation was conducted on plant height, number of tiller per cluster, number of panicles per cluster, and color leaf. The score of leaf color in this study was 2-5 (score 2-3 require 15 kg/ha urea fertilizer, score 3-4 10 kg/ha urea fertilizer, score 4-5 0 kg/ha urea fertilizer), indicating that the fertilizer was sufficiently provided. Harvest parameters were shoot's dry weight, root's length, root's dry weight, productive tillers per plant, grains per panicles, weight of 1000 grains and hollow grains (Agriculture Department, 2003).

Methane and N<sub>2</sub>O fluxes were measured using manual sampling by placing the closed chamber of 50 × 50 × 100 cm<sup>3</sup> in size on paddy field. Methane and N<sub>2</sub>O gases were collected at time zero (t<sub>0</sub>) of the chamber installation and 5 h (t<sub>5</sub>) after the installation at DAP 21, 42, 63, and 84. The effectiveness of the treatment was measured based on paddy height, number of tiller per cluster, number of panicles per cluster, and leaf color; while the paddy productivity based on the shoot's dry weight (g), root's dry weight (g), root's height (cm), productive panicles, grains per panicles (grains), weight of 1000 grains (g), and hollow grains (%).

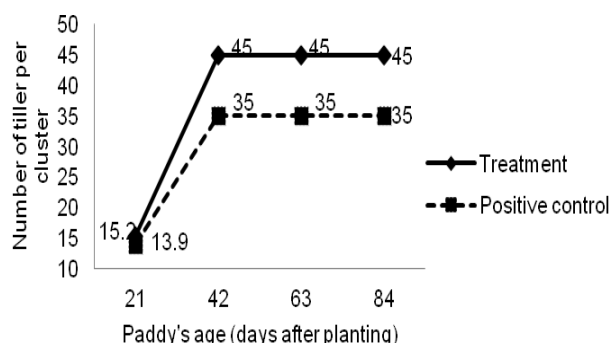
## RESULTS

### Plant growth and harvest results

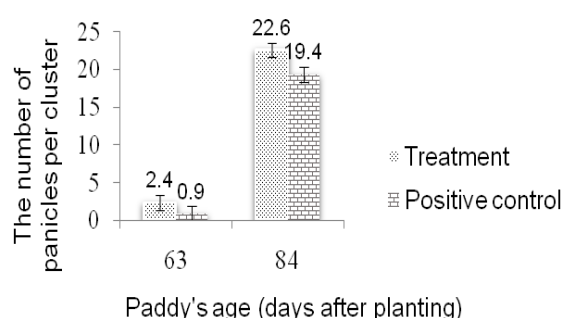
The average of paddy height in bacterial treatment was 12.50% higher than that of the positive control treatment (Figure 1). Number of tillers per plant in bacterial treatment was also higher than that of positive control and increased along with plant age (Figure 2). The average increasing number of tillers per plant from DAP 21, 42, 63 and 84 of the bacterial treatment was 23.76% higher than that of the positive control.



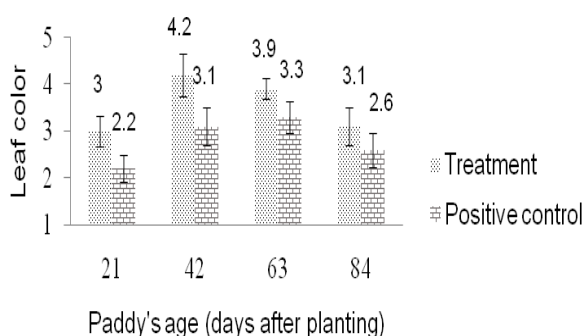
**Figure 1:** The paddy's height (cm) of T2 with methanotrophic bacteria and *Ochrobactrum anthropi* BL2 and of T1 without bacteria in low land paddy field.



**Figure 2:** The number of tiller per cluster of T2 with methanotrophic bacteria and *O. anthropi* BL2 and of T1 without bacteria in low land paddy field.



**Figure 3:** The number of panicles per tiller of T2 with methanotrophic and *O. anthropi* BL2 bacteria and of T1 without bacteria in lowland paddy field.



**Figure 4:** Score of green color of leaf of T2 with methanotrophic bacteria and *O. anthropi* BL2 and of T1 without bacteria addition in lowland paddy field. (Score 2-3 requires 15 kg/ha urea fertilizer, score 3-4 10 kg/ha, score 4-5 0 kg/ha).

The panicle appearance was initially observed at DAP 63. The number of panicles per plant in bacteria treatment was higher, i.e. up to 16.49%, compared to that of positive control (Figure 3).

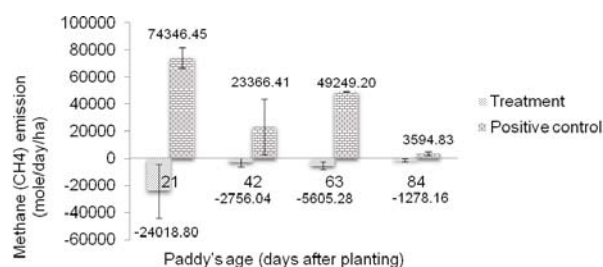
The sufficiency of NPK fertilizer was shown by the green color of leaf until DAP 42. On DAP 63 and 84, the leaf color started to degrade because almost all nutritions

have been used to fill the panicles. Positive control treatment showed leaf color level lower than T2. The green color of leaf in T2 paddy increased up to 35.92% compared with positive control in each observation (Figure 4).

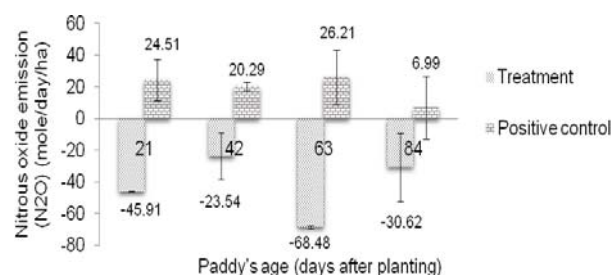
The average of shoot's dry weight (g), root's dry weight (g), root's length (cm), and productive panicles in T2 plant were 67.60%, 143.32%, 37.05%, and 24.46% higher than that of the positive control, respectively. In addition, grains per panicles (grains) and the weight of 1000 grains (g) in T2 were higher than that of the positive control, i.e. 48.28% and 42.07%, respectively. The hollow grains decrease in T2 was higher than that of the positive control plants (Table 1).

### Methane (CH<sub>4</sub>) and nitrous oxide (N<sub>2</sub>O) fluxes

Methane and N<sub>2</sub>O fluxes on DAP 21, 42, 63, and 84 indicated that higher emissions values belonged to positive control field. Methane emission on the positive control field was up to 74346.45 mol CH<sub>4</sub>/day/ha and T2 field showed CH<sub>4</sub> sink up to 1278.16 mol CH<sub>4</sub>/day/ha (Figure 5). Similar trend was also showed in N<sub>2</sub>O fluxes where the emission of the positive control field increased and T2 field showed N<sub>2</sub>O sink up to 23.54 mole N<sub>2</sub>O/day/ha (Figure 6).



**Figure 5:** Methane emission of T2 with methanotrophic bacteria and *O. anthropi* BL2 and of T1 without bacteria in low land paddy field.



**Figure 6:** Nitrous oxide (N<sub>2</sub>O) emission of T2 with methanotrophic bacteria and *O. anthropi* BL2 and of T1 without bacteria in low land paddy field.

**Table 1:** Paddy yield of T2 with methanotrophic bacteria and *Ochrobactrum anthropi* BL2 that was higher than that of T1 without bacteria in low land paddy field. The paddy was harvested in 98 days after planting.

	Shoot's dry weight (g)	Root's dry weight (g)	Root's height (cm)	Productive panicles	Grains per panicles (grains)	Weight of 1000 grains (g)	Hollow grains (%)
T2	45.32 ± 4.5	17.86 ± 1.8	23.3 ± 0.7	17.3 ± 1.2	72.91 ± 5.6	30.19 ± 1.8	2.65 ± 1.2
T1	27.04 ± 2.9	7.34 ± 1.0	17 ± 1.15	13.9 ± 1.4	49.17 ± 3.8	21.25 ± 0.9	9.49 ± 3.5

Note: ± Standard Error

## DISCUSSION

### Increase in plant growth

The growth percentage and harvest component of T2 was higher than T1 even though positive control was given 100% recommended dose of inorganic NPK fertilizer and T2 was given 20% inorganic NPK fertilizer. The parameters between positive control (T1) and treatment with methanotrophic bacteria (T2) were different because of *M. capculatus* BGM 9 and *Methylobacter* sp. SKM 14. In paddy, those bacteria take part in methane oxidation and nitrogen fixation process, because they have *nifH* and *nifD* gene which codes nitrogenase reductase enzyme (Hanson and Hanson, 1996; Hadiananta *et al.*, 2014).

*Methylococcus capculatus* BGM 9 and *Methylobacter* sp. SKM 14 are capable of accumulating ammonia of 47  $\mu\text{M}$  and 15  $\mu\text{M}$  in *in vitro* condition, respectively (Sagala, 2009). However, bacteria culture mixed of *M. rosea* BGM 1 and *Methylobacter* sp. SKM 14 has nitrogenase activity of 11.27  $\mu\text{mol/h/mL}$  culture in *in vitro* condition (Chatrina, 2010).

Nitrogen is one of chlorophyll components. The amount of chlorophyll pigment is indicated by leaf's green color. Chlorophylls take a major role in photosynthesis process which produces energy that will eventually improve the development of productive grains. Photosynthesis is highly important in grain filling process. However, roots also are important to absorb nutrients for organs and productive grains development. A large number of roots can improve plants ability to absorb nutrients and thus, plant growth such as height and tiller productivity can increase and resulting in the increase in the number of tiller, panicles, and grains (Wangiyana *et al.*, 2009).

Estimation of the weight of 1000 grains (g) of T2 increased 42.07%. Another study reported 53% of the same variable which is considered a quite high value. Such high value is produced because of 200 kg/ha NPK fertilizer and biofertilizers (Hadiananta *et al.*, 2014), while this study only used 50 kg/ha of NPK fertilizer, methanotrophic bacteria, and *O. anthropi* BL2.

Macalady *et al.* (2002) reported that nitrogen fixation is a process to convert nitrogen into ammonium and then convert it to amino acids, nucleic acids, and proteins. The outcome of which can be used for plant growth. Nitrogen as one of chlorophyll components which is involved in photosynthesis process that increases the amount of productive grains and protein percentage, also functions

to form substantial components of plant organs (Watanabe and Kitagawa, 2000; Chaturvedi, 2005; Netto *et al.*, 2005).

### Methane and nitrous oxide fluxes

Negative value indicates that methanotrophic bacteria, i.e. *M. rosea* BGM 1, *M. parvus* BGM 3, *M. capculatus* BGM 9, and *Methylobacter* sp. SKM 14 use methane as the source of carbon and energy for their growth. The highest methane sink of T2 was 24018.80  $\text{CH}_4$  mole/day/ha, while other studies reported that methanotrophic bacteria can oxidize methane (methane sink) up to 19.57  $\text{mmol/m}^2\cdot\text{h}$  (Pingak *et al.*, 2014) and 16.72 kg C  $\text{ha}^{-1}\cdot\text{day}$  (Sutanto *et al.*, 2014), while *M. rosea* BGM 1, *M. parvus* BGM 3, *M. capculatus* BGM 9, and *Methylobacter* sp. SKM 14 in *in vitro* condition can oxidize methane up to 969.62 mole/day, 4186.25 mole/day, 66556.82 mole/day, and 25654 mole/day, respectively (Hapsari, 2008).

Methanotrophic bacteria as methane sink (Dubey, 2005) are capable of oxidizing methane in paddy field. Dedysh *et al.* (2005) also reported that methanotrophic bacteria take important role in the world's methane cycle. The methanotrophic bacteria are capable of using methane as carbon and energy sources through methane monooxygenases (MMO) with oxidation process (Semrau *et al.*, 2010).

Increasing emission of nitrous oxide in T1 occurred due to the availability of inorganic fertilizers in paddy fields, in addition to from  $\text{N}_2\text{O}$  flow from natural environment (Dong *et al.*, 2009). The value of  $\text{N}_2\text{O}$  emission in T2 was negative because *O. anthropi* BL2 with its  $\text{N}_2\text{O}$  reductase enzyme can reduce  $\text{N}_2\text{O}$  become  $\text{N}_2$ . Nitrous oxide was reduced up to 68.48  $\text{N}_2\text{O}$  mole/day/ha, while another study reported that  $\text{N}_2\text{O}$  can be reduced up to 127.19  $\mu\text{mol/m}^2\cdot\text{day}$  (Pingak *et al.*, 2014). *Ochrobactrum anthropi* BL 2 is capable of reducing  $\text{N}_2\text{O}$  up to 5.41  $\mu\text{mol/mL}$  in *in vitro* condition (Setyaningsih *et al.*, 2010).

Shapleigh (2006) reported that *O. anthropi* is a Gram-negative bacterium that capable of reducing  $\text{N}_2\text{O}$ . Based on this study result, methanotrophic bacteria *M. rosea* BGM 1, *M. parvus* BGM 3, *M. capculatus* BGM 9, and *Methylobacter* sp. SKM 14, as well as *O. anthropi* BL2 can be used as biological fertilizers in low land paddy field. In addition, methanotrophic bacteria and *O. anthropi* BL2 are highly potential to decrease greenhouse gasses.

## CONCLUSION

Methanotrophic bacteria *M. rosea* BGM 1, *M. parvus* BGM 3, *M. capculatus* BGM 9, *Methylobacter* sp. SKM 14, and *O. anthropi* BL2 are capable of increasing paddy's growth and reducing CH<sub>4</sub> and N<sub>2</sub>O emission. The use of methanotrophic bacteria and *O. anthropi* BL2 were significantly increase rice production per 1000 grains weight (g), i.e. up to 42.07% higher than positive control treatment (T1). The addition of methanotrophic bacteria and *O. anthropi* BL2 into paddy fields was capable of sinking CH<sub>4</sub> and N<sub>2</sub>O up to 1278.16 mole CH<sub>4</sub>/day.ha and 23.54 mole N<sub>2</sub>O/day.ha, respectively.

## ACKNOWLEDGEMENTS

This study was funded by Directorate General of Higher Education, Republic of Indonesia in 2013/2014.

## REFERENCES

- Agriculture Department. (2003).** The guide of paddy's characterization and evaluation system (in Indonesia). Agriculture department of agricultural research and development national germ plasm commission, I. D. pp. 16-24.
- Astuti, D. D. (2009).** Physiological characterization and molecular identification of methanotrophic bacteria from paddy fields in Bogor and Sukabumi (in Indonesia). Undergraduate Thesis, Biology Department, Bogor Agricultural University, Indonesia. pp. 2-6.
- Arth, I. and Frenzel, P. (2000).** Nitrification and denitrification in the rizosphere of rice the detection of processes by a new multi-channel electrode. *Biology Fertilizer Soils* **31**, 427-435.
- Cepy and Wangiana, W. (2011).** Growth and yield rice on vertisol and entisol media under various irrigation techniques an types of fertilizers (in Indonesia). *Crop Agronomy* **4(2)**, 2011.
- Chaturvedi, I. (2005).** Effect of nitrogen fertilizer on growth yield and quality of hybrid rice (*Oryza sativa* L.). *Journal European Agriculture* **6(4)**, 611-618.
- Chatrina, V. (2010).** N<sub>2</sub> fixation and methane oxidation effectiveness of mixed cultures of methanotrophic bacteria from ricefields. Undergraduate Thesis, Biology Departement, Bogor Agricultural University, Indonesia. pp. 3-5.
- Dedysh, S. N., Knief, C. and Dunfield, P. F. (2005).** Methylocella species are facultatively methanotrophic. *Journal of Bacteriology* **187(13)**, 4665-4670.
- Dong, L. F., Smith, C. J., Papaspyrou, S., Stott, A., Osborn, A. M. and Nedwell, D. B. (2009).** Changes in benthic denitrification, nitrat ammonification, and anamox process rates and nitrate and nitrite reductase gene abundances along and estuarine nutrient gradient. *Applied and Environmental Microbiology* **75(10)**, 3171-3179.
- Dubey, S. K. (2005).** Microbial ecology of methane emission in rice agroecosystem: A review. *Applied Ecology and Environmental Research* **3(2)**, 1-27.
- Hapsari, W. (2008).** Isolation and characterization of methanotropic bacteria form paddy fields in Bogor and Sukabumi (in Indonesia). Undergraduate Thesis, Biology Departement, Bogor Agricultural University, Indonesia. pp. 3-6.
- Hadiana, R., Rusmana, I. and Mubarik, N. R. (2014).** Diversity of nitrogen fixing bacteria based on *nifH* gene in rice field. *Advanced Environmental Biology* **8(14)**, 63-69.
- Hanson, R. S. and Hanson, T. E. (1996).** Methanotrophic bacteria: A review. *Microbiological* **60(2)**, 439-471.
- IPCC: Intergovernmental Panel on Climate Change. (2007).** Mitigation of climate change. Cambridge University Pr. Cambridge, G. B. pp. 863-998.
- Macalady, J. L., Andrew, M. S., Millan, M. C., Angela, F. D., Stanley, C. and Kate, M. S. (2002).** Population dynamics of type I and II methanotrophic bacteria in rice soils. *Environmental Microbiology* **4(3)**, 48-157.
- Maisaroh. (2009).** Nitrogenase enzyme activity and methane oxidation of methanotropic bacteria from paddy fields (in Indonesia). Thesis, Bogor Agricultural University, Indonesia. pp. 17-26.
- Millar, N., Robertson, G. P., Grace, P. R., Gehl, R. J. and Hoben, J. P. (2010).** Nitrogen fertilizer management for nitrous oxide (N<sub>2</sub>O) mitigation in intensive corn (Maize) production: An emissions reduction protocol for US Midwest agriculture. *Mitigation Adaption Strategy Global Change* **10(7)**, 1007-1027.
- Muttaqin, M. (2012).** The combination of methanotropic, nitrous oxide reducer, and nitrogen-fixing bacteria as greenhouse gas reducing agents and biological fertilizer in paddy (in Indonesia). Thesis, Bogor Agricultural University, Indonesia. pp. 12-32.
- Netto, A. T., Campostrini, E., Oliveira, J. G. and Smith, R. E. B. (2005).** Photosynthetic pigments, nitrogen, chlorophyll a fluorescence and SPAD-502 readings in coffee leaves. *Horticulture Science* **104(10)**, 199-209.
- Nurhasanah. (2009).** Exploration and characterization of methanotropic bacteria organochlorine tolerant from paddy fields in Bogor (in Indonesia). Thesis, Bogor Agricultural University, Indonesia. pp. 27-36.
- PERMENTAN: Peraturan Menteri Pertanian. (2007).** Reference adoption of recommendations of NPK fertilizer in paddy fields (in Indonesia). Jakarta. *Permentan* **140(04)**, 2007.
- Pingak, G. M. F., Sutanto, H., Akhdiya, A. and Rusmana, I. (2014).** Effectivity of methanotrophic bacteria and *Ochrobactrum anthropi* as biofertilizer and emission reducer of CH<sub>4</sub> and N<sub>2</sub>O in inorganic paddy fields. *Journal of Medical and Bioengineering* **3(3)**, 217-221.
- Sagala, B. T. (2009).** Selection and nitrogen fixing (N<sub>2</sub>) activity test of methanotrophic bacteria from rice field under different concentration of oxygen. Undergraduate Thesis, Biology Departement, Bogor Agricultural University, Indonesia. pp. 3-5.

- Semrau, J. D., Dispirito, A. A. and Yoon, S. (2010).** Methanotrophs and copper: A review. *FEMS Microbiology* **34(10)**, 496-531.
- Setyaningsih, R., Rusmana, I., Setyanto, P. and Suwanto, A. (2010).** Physiological characterization and molecular identification of denitrifying bacteria possessing nitrous oxide high reduction activity isolated from rice soils. *Journal of Microbiology Indonesia* **4**, 75-78.
- Shapleigh, P. (2006).** The denitrifying prokaryotes. *In: The Prokaryotes Ecophysiology and Biochemistry*. 3th edn. Dworkin, M., Falkow, S., Rosenberg, E., Schleifer, K. H. and Stackebrandt, E. (eds.). Springer, Minneapolis, U. S. pp. 769-792.
- Sutanto, H., Rusmana, I. and Mubarik, N. R. (2014).** Community succession of methanotrophic bacteria based on *PMOA* gene in rice fields. *Advanced Environmental Biology* **8(14)**, 50-56.
- Wangiyana, W., Laiwan, Z. and Sanisah. (2009).** Growth and yield of rice under "sri (system of rice intensification)" technique at various ages and numbers of seedlings per hill. *Jurnal Ilmiah Budidaya Pertanian Crop Agronomi* **2(1)**, 70-78.
- Watanabe, T. and Kitagawa, H. (2000).** Photosynthesis and translocation of assimilates in rice plants following phloem feeding by the planthopper *Nilaparvata lugens*. *Journal of Economic Entomology* **93(9)**, 1192-1198.
- Weerakoon, W. M. W., Maruyama, A. and Ohba, K. (2008).** Impact of humidity on temperature-induced grain sterility in rice (*Oryza sativa* L). *Journal of Agronomy and Crop Science* **194(2)**, 135-140.